



*Supporting Keypad and Touchscreen control.

*Ideal for Optical Comparators, Measuring Microscopes, or any Metrology device requiring encoder supported measurement.

The Mx100

-A *simple* and reliable readout solution for encoder based measuring systems.

- **Clean, Intuitive Design**

Combining a familiar user experience with current touchscreen conventions, the Mx100 readout can quickly be integrated into your process while being accessible to a wide range of users.

- **Positional Display**

Display Absolute and Incremental encoder positions from up to 3 connected encoders. Simple zero and preset functions provide quick assessment of relative encoder displacement.

- **RS232 Output**

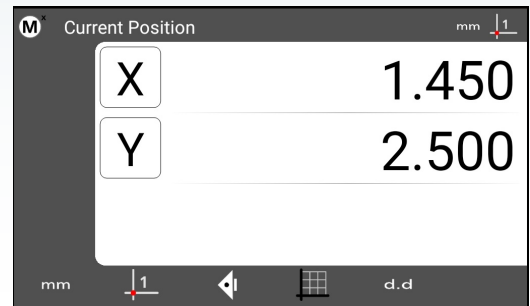
Send positional readings out of the on-board RS232 port to popular data collection programs.

- **Measuring Machine Integration**

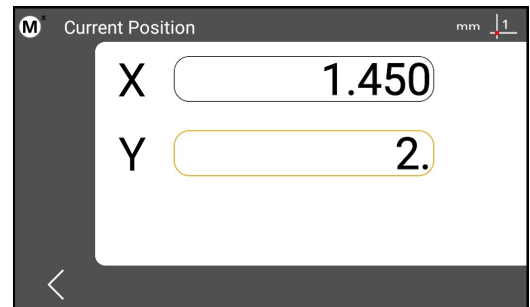
Ask your MetLogix representative about the wide variety of encoder interface technologies and other hardware supported in the Mx100 Digital Readout.

- **Support for All Current "Industry Standard" Software Stage Calibration Methodologies**

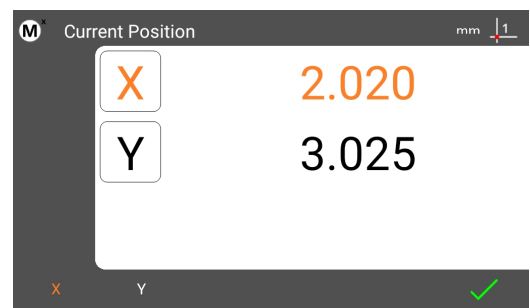
Robust and reliable machine calibration can be achieved using popular machine correction methods including Linear Error Correction(LEC), Segmented Linear Correction(SLEC), and squareness correction.



-Absolute and incremental display of encoder position.



-Preset specific positions.



-Send positional values through RS232.

- **Robust and shop hardened digital readout**
A sealed rubber keypad and durable powder coated enclosure provide lasting performance and trouble free operation in a variety of shop and laboratory conditions.

- **Mx100 Specifications:**

Display: 7" Color 1024 X 600 LCD, with an LED backlit capacitive touch screen.

Power: Power supply(included): 100-240VAC, 50/60Hz, 0.8A.

Power Input to Mx200: 12V.

Agency Approvals: CE

DRO Dimensions: 286mm wide x 51mm deep x 162 mm high

DRO Baseplate Dimensions: 120mm wide x 125mm deep x 9.5mm high

Mounting Options:

OEM mount: Two Riser Blocks providing up to 4 distinct viewing angles, using (2) M6 threaded holes, spaced 38mm.

RAM ball mount: One Riser Block with 1.5" RAM Ball.

Base plate: Base Plate with two Riser Blocks providing up to 4 distinct viewing angles from the base.



MetLogix Mx Series Features Matrix

	Mx100	Mx200
Optical Edge Detection		■
Video Edge Detection		
Advanced Video Probe Group		
Field of View Functions		
Superimage Frame Stitching		
Geometric Functions		■
Graphic-Based Constructions		■
Multi-UCS Datuming		
Tolerancing		■
Data Export and Reporting	■	■
Part Programming and Playback		■
User Account Control		
Part View Display		
Feature Annotation		
Video Image Archiving		
Image Markup		
Multi-Language Support	■	■
XY, XYZ or XYQ Axis Support	■	■
Touchprobe/3D Option		



Help and Resources.

Please visit the support section at www.metlogix.com for access to Metlogix product documentation.

Watch tutorial videos for popular Mx functions at <http://www.youtube.com/metlogix>

Join the discussion on Facebook, search "Metlogix".